

Scaled data based on original data using
LM-79-08 Approved Method: Electrical and Photometric Measurements of Solid-
State Lighting Products

Test Report Prepared for
Cooper Lighting Solutions
(formerly Eaton)

Brand: McGRAW-EDISON

Report Number: P385718

Luminaire Tested: **GWC-SA1B-740-U-SLL-HSS**

Issue Date: 3/3/2020

Test Information

Test Method: LM-79-08
Report Number: P385718
TEST IS SCALED FROM IESNA LM-79-08 TEST DATA (G2-1903-205-27)
Test Lab: INNOVATION CENTER
Issue Date: 3/3/2020
Manufacturer: COOPER LIGHTING SOLUTIONS (FORMERLY EATON)
Product Line: MCGRAW-EDISON
Catalog Number: GWC-SA1B-740-U-SLL-HSS
Description: GALLEON WALL LUMINAIRE
(1) 70 CRI, 4000K, 800mA LIGHTSQUARE WITH 16 LEDS AND SPILL LIGHT
ELIMINATOR LEFT OPTICS WITH HOUSE SIDE SHIELD
Light Source: -
Ballast/Driver: ELECTRONIC DRIVER

Summary

Lumens per Lamp: N/A
Luminaire Lumens: 4526 lumens
Efficiency: N/A
Efficacy: 102.9 lumens/watt
Luminous Opening: Rectangular (W 0.5' x L: 0.5' x H: 0')
IES Classification: Type III - Medium
BUG Rating: B1 - U0 - G1

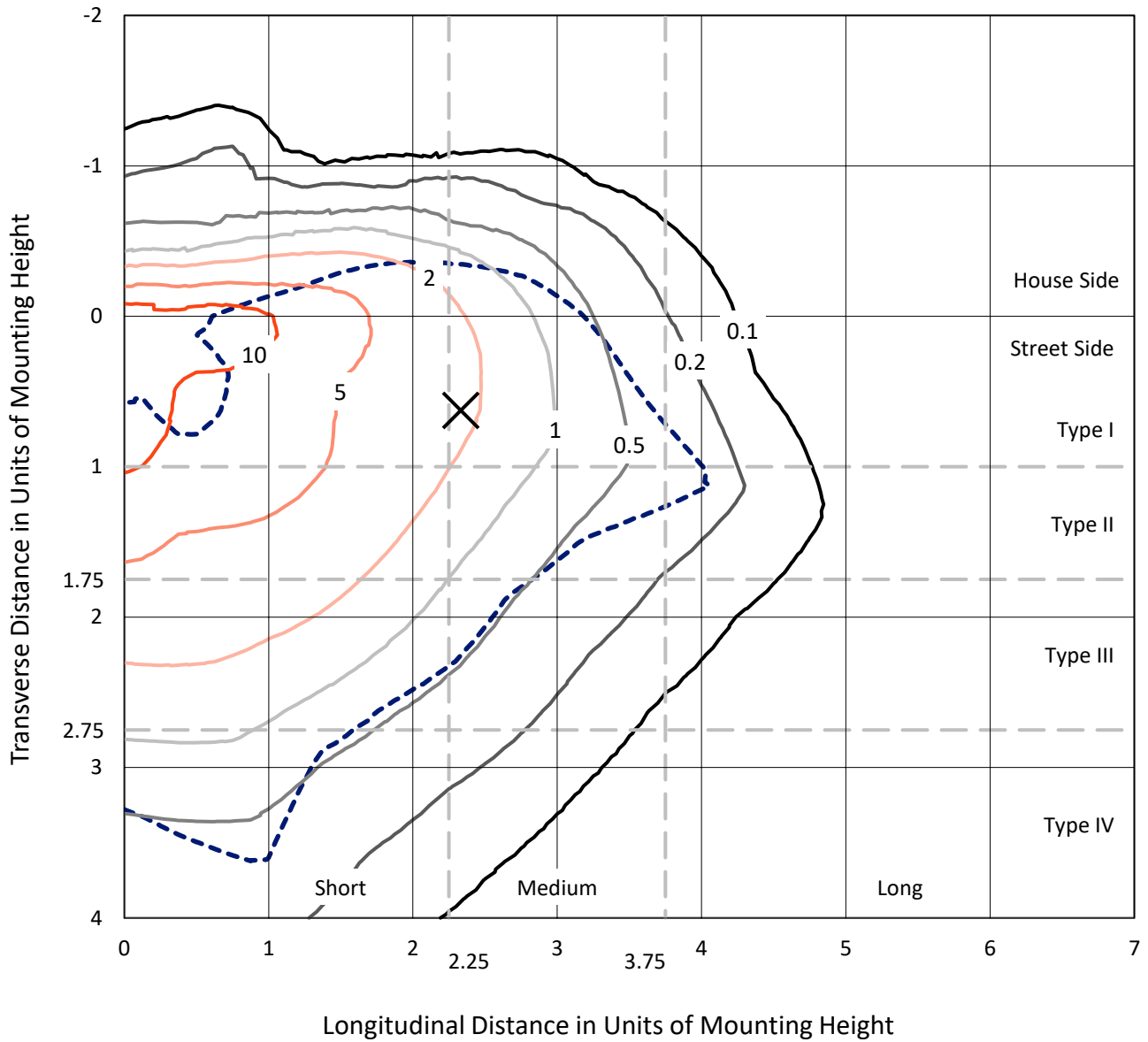
Input Watts (W): 44
Input Voltage (V): NR
Input Current (Ain): NR
Voltage Rise (V): NR
Power Factor: NR
Total Harmonic Distortion (THDi): NR
Frequency (hertz): 60
Stabilization Time: NR
Operation Time: NR
Ambient Temperature (°C): NR
Test Distance: 24 FT



REPORT NUMBER: P385718
 CATALOG NUMBER: GWC-SA1B-740-U-SLL-HSS

Iso-Footcandle Lines of Horizontal Illumination

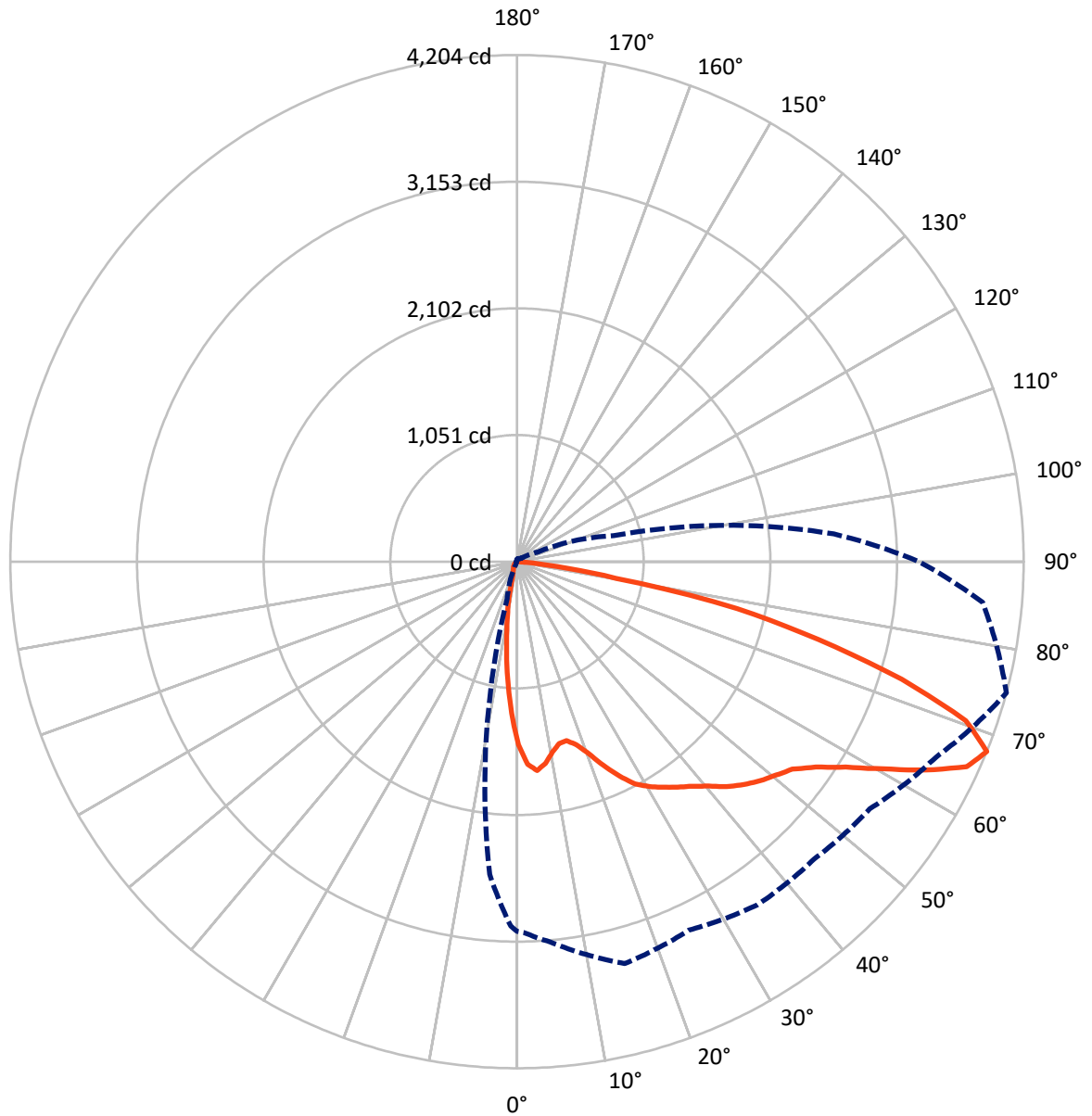
✕ Max cd
 - - - 1/2 Max cd



Based on 10 foot mounting height. Maximum calculated value = 19.7 fc
 Type III - Medium - N/A

REPORT NUMBER: P385718
CATALOG NUMBER: GWC-SA1B-740-U-SLL-HSS

Luminous Intensity Polar Plot



— Vertical Plane Through 75-Deg Lateral - - - Horizontal Cone Through 67.5-Deg Vertical

REPORT NUMBER: P385718

CATALOG NUMBER: GWC-SA1B-740-U-SLL-HSS

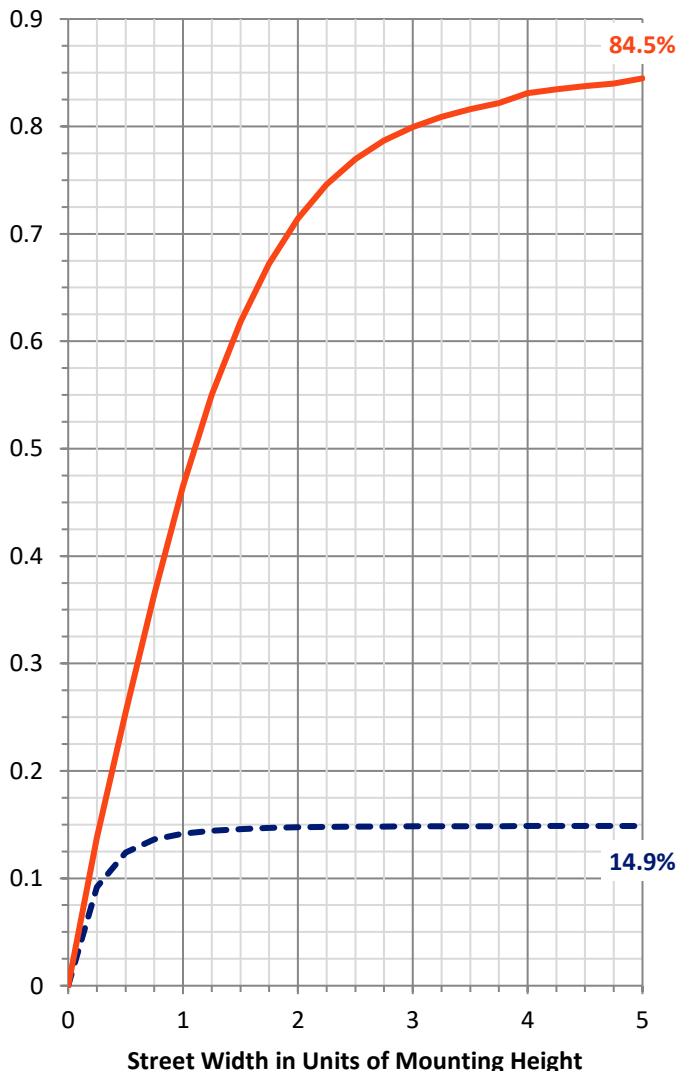
FLUX DISTRIBUTION:

		Downward	Upward	Total
House Side	Lumens	679.2	0.0	679.2
	% Fixture	15.0	0.0	15.0
Street Side	Lumens	3846.8	0.0	3846.8
	% Fixture	85.0	0.0	85.0
Total	Lumens	4526.0	0.0	4526.0
	% Fixture	100.0	0.0	100.0

ZONAL LUMENS:

Zone	Lumens	% Fixture
0°-10°	115.2	2.5
10°-20°	226.8	5.0
20°-30°	320.8	7.1
30°-40°	471.7	10.4
40°-50°	678.0	15.0
50°-60°	954.5	21.1
60°-70°	1114.7	24.6
70°-80°	568.7	12.6
80°-90°	75.5	1.7
90°-100°	0.0	0.0
100°-110°	0.0	0.0
110°-120°	0.0	0.0
120°-130°	0.0	0.0
130°-140°	0.0	0.0
140°-150°	0.0	0.0
150°-160°	0.0	0.0
160°-170°	0.0	0.0
170°-180°	0.0	0.0
0°-90°	4526.0	100.0
0°-180°	4526.0	100.0

Coefficient of Utilization



REPORT NUMBER: P385718

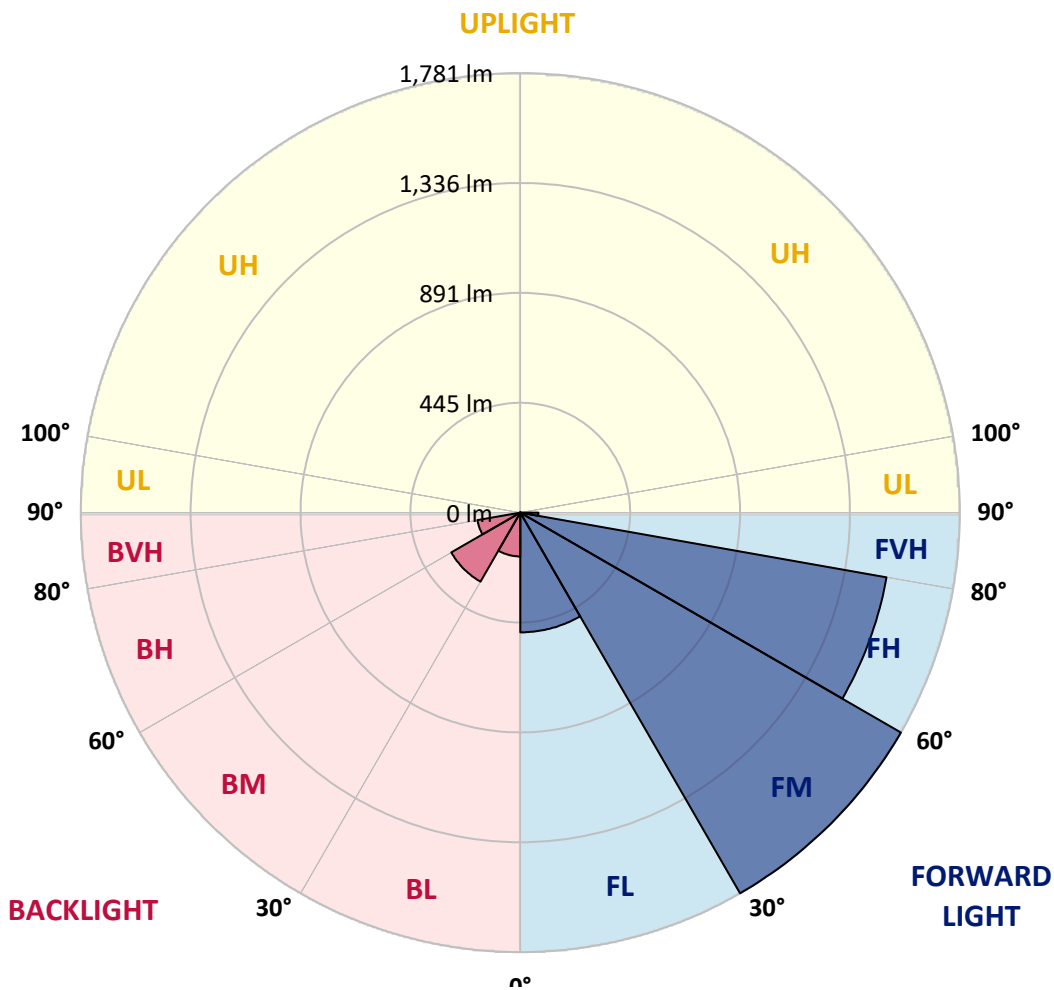
CATALOG NUMBER: GWC-SA1B-740-U-SLL-HSS

LUMINAIRE CLASSIFICATION SYSTEM LUMEN TABLE AND BUG RATING:

Zone	Lumens	% Fixture	Zone Rating/Lumen Limit		
			B	U	G
FL (0°-30°)	485.2	10.7			
FM (30°-60°)	1781.4	39.4			
FH (60°-80°)	1507.0	33.3			G1/1800
FVH (80°-90°)	73.3	1.6			G1/100
BL (0°-30°)	177.6	3.9	B1/500		
BM (30°-60°)	322.9	7.1	B1/1000		
BH (60°-80°)	176.4	3.9	B1/500		G1/500
BVH (80°-90°)	2.3	0.1			G0/10
UL (90°-100°)	0.0	0.0		U0/0	
UH (100°-180°)	0.0	0.0		U0/0	

BUG Rating: B1-U0-G1

Type III Medium





REPORT NUMBER: P385718

CATALOG NUMBER: GWC-SA1B-740-U-SLL-HSS

CANDELA DISTRIBUTION (FULL):

	0°	1°	5°	15°	25°	35°	45°	55°	65°	75°	85°
0°	1518.4	1518.4	1518.4	1518.4	1518.4	1518.4	1518.4	1518.4	1518.4	1518.4	1518.4
2.5°	1646.0	1648.5	1661.8	1692.7	1726.4	1728.9	1751.7	1728.3	1720.4	1682.6	1643.6
5°	1658.4	1668.3	1713.9	1804.6	1883.3	1908.6	1926.6	1880.7	1832.5	1740.3	1641.9
7.5°	1558.3	1574.8	1646.6	1816.8	1957.5	2019.7	2031.5	1959.6	1841.5	1689.7	1541.8
10°	1430.1	1448.9	1535.5	1744.8	1938.0	2044.5	2060.8	1966.7	1796.9	1607.8	1433.5
12.5°	1326.3	1348.4	1436.9	1663.8	1870.9	1988.8	2021.0	1942.9	1758.3	1549.7	1359.5
15°	1278.5	1303.8	1396.8	1611.4	1796.5	1889.3	1915.9	1882.2	1736.9	1540.5	1342.4
17.5°	1305.9	1333.4	1429.4	1615.9	1726.6	1766.2	1787.7	1801.4	1736.9	1596.0	1392.5
20°	1418.5	1448.1	1549.7	1661.6	1668.7	1653.9	1676.8	1725.1	1757.0	1701.5	1513.0
22.5°	1574.1	1608.9	1723.6	1739.9	1640.4	1584.4	1587.4	1663.1	1793.7	1835.3	1680.3
25°	1763.9	1806.3	1923.0	1856.5	1652.2	1543.1	1542.0	1612.1	1829.5	1969.3	1866.6
27.5°	1952.3	1999.1	2101.6	1998.9	1700.9	1535.5	1533.4	1596.7	1864.4	2088.5	2070.1
30°	2110.4	2155.8	2244.1	2102.0	1753.4	1553.1	1542.8	1613.2	1885.2	2165.9	2218.4
32.5°	2239.0	2275.4	2346.8	2173.0	1809.6	1587.2	1564.9	1657.3	1920.6	2231.3	2354.8
35°	2380.5	2418.9	2447.4	2240.5	1872.6	1636.3	1604.4	1727.4	1975.1	2297.7	2504.2
37.5°	2542.0	2580.1	2576.7	2302.2	1952.6	1717.6	1697.2	1838.5	2059.8	2363.6	2671.0
40°	2700.0	2739.0	2711.1	2369.8	2046.5	1851.6	1836.6	2005.3	2173.2	2447.8	2866.6
42.5°	2847.9	2890.1	2830.5	2433.7	2158.4	2020.5	2046.3	2220.1	2315.1	2551.6	3035.1
45°	2967.1	3010.2	2930.7	2495.9	2276.3	2225.5	2302.9	2458.1	2485.8	2639.3	3148.9
47.5°	3053.7	3094.5	3000.1	2558.0	2427.2	2476.1	2611.0	2707.7	2639.9	2715.4	3229.8
50°	3109.0	3140.8	3020.5	2635.9	2625.4	2768.6	2931.9	2979.1	2785.1	2784.0	3327.9
52.5°	3144.2	3158.6	3035.5	2717.1	2832.0	3087.0	3246.3	3261.1	2934.5	2859.5	3460.2
55°	3265.3	3276.9	3141.8	2815.5	3002.9	3365.9	3530.6	3516.8	3103.7	3007.2	3616.3
57.5°	3472.0	3484.2	3361.6	2957.0	3141.2	3538.3	3736.6	3761.3	3302.0	3214.7	3783.6
60°	3575.8	3598.5	3554.8	3136.3	3275.2	3648.5	3877.0	3955.7	3549.9	3488.3	3945.6
62.5°	3481.7	3514.7	3578.2	3335.0	3408.4	3709.2	3920.8	4025.4	3803.7	3807.1	4045.6
65°	3293.9	3320.2	3427.9	3443.9	3485.5	3701.7	3812.7	3928.1	3959.1	4100.0	4040.2
67.5°	3067.0	3076.9	3168.2	3452.5	3373.6	3476.1	3488.1	3573.4	3836.3	4203.8	3877.9
70°	2740.5	2745.8	2825.6	3165.4	2899.1	2921.7	2903.9	2921.2	3298.1	3951.0	3468.2
72.5°	2205.6	2219.1	2332.5	2628.8	2112.1	2047.1	2186.9	2179.2	2540.0	3338.0	2575.8
75°	1623.9	1647.3	1818.6	2117.4	1482.4	1340.9	1442.9	1470.2	1805.7	2582.0	1610.8
77.5°	1137.0	1154.3	1320.3	1556.6	1072.9	958.8	921.9	954.3	1191.9	1867.9	811.5
80°	655.0	661.4	767.3	898.8	723.0	827.2	749.3	771.6	714.2	831.0	349.0
82.5°	428.6	429.7	471.0	534.9	450.2	523.1	387.2	495.1	439.3	333.8	113.6
85°	231.6	232.8	273.1	379.7	254.9	144.1	84.7	173.9	271.6	76.5	31.1
87.5°	25.5	23.4	82.3	138.1	70.8	13.1	4.5	19.5	43.5	4.9	0.0
90°	0.0	0.0	0.0	0.0	0.0	0.0	0.0	0.0	0.0	0.0	0.0



REPORT NUMBER: P385718
 CATALOG NUMBER: GWC-SA1B-740-U-SLL-HSS

CANDELA DISTRIBUTION (continued):

	90°	95°	105°	115°	125°	135°	145°	155°	165°	175°	180°
0°	1518.4	1518.4	1518.4	1518.4	1518.4	1518.4	1518.4	1518.4	1518.4	1518.4	1518.4
2.5°	1623.7	1605.9	1561.5	1514.5	1476.8	1441.4	1405.8	1362.3	1328.6	1321.8	1310.6
5°	1588.9	1532.5	1439.5	1346.0	1270.8	1175.8	1115.5	1068.6	1022.7	1019.9	1010.7
7.5°	1467.6	1393.4	1262.4	1133.1	1027.2	936.7	845.4	784.3	736.3	719.3	709.2
10°	1350.9	1267.5	1104.0	956.4	861.9	781.9	717.6	653.7	595.8	555.9	537.9
12.5°	1269.5	1177.3	997.0	869.8	802.1	726.2	647.7	568.0	501.3	453.2	423.9
15°	1238.0	1139.5	961.2	835.5	751.9	655.9	555.5	464.4	390.4	346.9	320.5
17.5°	1275.5	1161.0	958.4	793.7	676.9	557.4	446.6	339.0	269.3	236.3	219.3
20°	1370.7	1229.2	957.3	742.5	587.7	440.8	302.5	223.0	180.7	162.3	154.4
22.5°	1505.3	1316.2	965.9	691.9	494.8	315.0	208.8	163.8	142.1	132.3	127.8
25°	1678.6	1438.4	990.1	646.0	407.6	235.0	162.7	137.2	122.0	114.3	111.1
27.5°	1863.2	1579.1	1027.8	606.1	336.6	187.4	139.4	117.5	106.6	101.2	98.2
30°	2015.4	1742.0	1066.0	561.7	285.2	163.4	127.6	107.2	94.6	91.1	88.3
32.5°	2148.5	1865.3	1093.0	521.6	251.5	145.2	115.3	95.8	87.3	80.6	77.6
35°	2286.4	1968.0	1092.2	493.6	228.3	131.4	105.1	85.8	75.5	67.8	65.4
37.5°	2435.6	2084.0	1073.5	469.5	218.3	120.5	99.3	80.4	70.1	62.4	59.4
40°	2610.3	2205.8	1054.4	447.0	215.5	111.7	95.2	76.1	65.2	57.7	54.7
42.5°	2780.6	2315.5	1037.7	430.3	203.5	111.5	91.5	72.9	61.3	54.0	50.6
45°	2916.7	2417.8	1034.5	420.2	190.8	115.3	89.6	70.8	58.3	51.0	47.8
47.5°	3029.9	2528.9	1055.1	413.2	178.8	105.3	94.3	69.3	55.5	48.5	44.8
50°	3164.6	2665.2	1103.5	401.6	166.2	94.8	108.1	69.7	53.2	45.9	42.0
52.5°	3352.4	2853.9	1174.7	382.1	148.8	85.1	106.3	70.1	50.6	43.1	39.2
55°	3562.9	3089.5	1251.3	349.7	124.6	72.5	91.1	67.1	45.7	40.1	36.4
57.5°	3784.2	3303.3	1296.7	311.1	99.1	62.6	72.9	61.1	40.3	36.0	33.7
60°	3818.9	3384.6	1275.9	263.7	78.7	54.5	54.0	62.2	36.0	31.7	30.0
62.5°	3732.5	3282.5	1175.4	221.5	65.8	47.8	44.4	54.2	32.6	28.3	26.6
65°	3566.4	3006.6	1012.4	199.6	61.1	41.0	36.9	38.2	28.5	24.7	23.2
67.5°	3335.2	2638.2	831.2	187.2	60.5	35.2	31.5	28.9	24.7	21.4	20.2
70°	2862.7	2197.8	663.1	180.3	58.7	29.6	26.6	23.6	20.6	18.2	17.2
72.5°	2106.9	1557.4	515.9	172.8	59.2	23.6	23.2	19.5	16.5	14.2	13.7
75°	1217.4	889.8	338.3	140.0	56.4	18.2	19.3	13.7	11.6	9.9	9.9
77.5°	648.8	542.7	128.9	58.3	20.6	11.6	10.9	8.1	7.3	6.0	5.8
80°	282.8	238.8	38.8	16.3	11.4	6.2	4.1	3.6	3.2	2.6	2.4
82.5°	100.1	86.4	12.6	7.9	4.9	0.0	0.0	0.0	0.0	0.0	0.0
85°	22.7	16.3	0.0	1.9	0.0	0.0	0.0	0.0	0.0	0.0	0.0
87.5°	0.0	0.0	0.0	0.0	0.0	0.0	0.0	0.0	0.0	0.0	0.0
90°	0.0	0.0	0.0	0.0	0.0	0.0	0.0	0.0	0.0	0.0	0.0



REPORT NUMBER: P385718
 CATALOG NUMBER: GWC-SA1B-740-U-SLL-HSS

CANDELA DISTRIBUTION (continued):

	185°	195°	205°	215°	225°	235°	245°	255°	265°	270°	275°
0°	1518.4	1518.4	1518.4	1518.4	1518.4	1518.4	1518.4	1518.4	1518.4	1518.4	1518.4
2.5°	1287.9	1283.2	1255.3	1256.4	1261.3	1268.4	1251.7	1259.4	1280.2	1300.1	1307.6
5°	995.9	997.0	980.0	990.5	1000.0	1006.4	979.4	979.8	996.3	1018.8	1030.6
7.5°	701.7	700.0	700.9	726.0	743.8	730.9	741.0	706.0	708.2	724.3	712.2
10°	521.6	498.1	484.8	503.6	523.1	516.1	498.7	487.3	495.3	513.1	511.8
12.5°	409.9	376.1	356.1	342.6	358.7	345.4	345.0	335.1	324.4	326.3	354.8
15°	308.3	283.7	260.1	238.4	238.0	233.5	210.5	184.8	182.7	184.0	198.8
17.5°	212.0	203.7	194.0	175.4	170.4	151.6	129.3	119.0	113.8	116.2	121.1
20°	149.0	145.8	146.9	136.8	129.7	111.7	98.6	94.6	93.7	96.1	98.4
22.5°	123.5	117.7	117.1	112.6	105.5	92.4	85.3	83.0	81.9	84.0	85.8
25°	108.1	102.3	99.9	97.1	89.6	80.6	76.3	74.2	73.1	74.4	75.5
27.5°	95.2	89.8	87.7	85.8	78.5	72.0	68.6	66.7	65.8	66.3	67.3
30°	85.5	80.8	78.0	75.7	69.5	65.0	62.0	60.0	59.2	59.2	60.2
32.5°	75.5	72.9	70.3	67.3	61.5	58.5	55.5	53.4	52.5	52.7	53.6
35°	62.8	62.0	62.6	59.8	54.9	52.3	49.3	47.0	46.3	46.5	47.4
37.5°	55.7	51.9	54.2	52.7	50.0	46.5	42.7	40.5	39.4	40.1	40.5
40°	51.2	46.5	44.8	46.3	45.9	40.3	36.9	34.7	33.9	34.1	34.5
42.5°	47.4	41.8	37.9	37.7	40.3	35.2	31.5	29.6	28.5	28.5	28.9
45°	43.7	37.7	33.0	29.4	33.9	29.8	26.4	24.7	23.4	23.4	23.6
47.5°	41.0	34.3	28.7	24.0	25.5	24.4	21.7	19.9	18.7	18.7	18.9
50°	38.4	30.9	24.9	20.2	19.1	20.2	17.6	15.7	14.8	14.6	15.0
52.5°	35.6	27.4	21.2	17.2	15.0	15.2	13.7	12.4	11.4	11.4	11.8
55°	32.8	24.7	18.4	14.6	12.4	11.4	10.9	10.1	9.2	9.2	9.6
57.5°	30.0	21.7	15.7	12.0	9.9	9.0	9.0	8.4	7.7	7.7	8.1
60°	27.4	18.7	12.9	9.9	7.7	7.5	7.7	7.1	6.6	6.6	7.1
62.5°	24.4	15.9	10.5	8.1	6.2	6.0	6.6	6.2	5.8	5.8	6.2
65°	20.8	13.5	8.4	6.2	4.7	4.7	5.6	5.1	4.7	4.7	5.1
67.5°	17.6	11.4	6.4	4.5	3.4	3.6	4.7	4.3	4.1	4.1	4.5
70°	14.6	8.8	4.5	2.8	1.9	2.8	3.6	3.6	3.6	3.6	4.1
72.5°	10.9	6.0	2.6	1.1	0.9	1.9	3.0	3.4	3.2	3.2	3.9
75°	7.1	3.4	0.9	0.0	0.0	1.1	2.4	2.8	2.8	2.6	3.2
77.5°	4.1	1.1	0.0	0.0	0.0	0.0	1.5	1.3	1.1	0.9	1.5
80°	1.1	0.0	0.0	0.0	0.0	0.0	0.0	0.0	0.0	0.0	0.0
82.5°	0.0	0.0	0.0	0.0	0.0	0.0	0.0	0.0	0.0	0.0	0.0
85°	0.0	0.0	0.0	0.0	0.0	0.0	0.0	0.0	0.0	0.0	0.0
87.5°	0.0	0.0	0.0	0.0	0.0	0.0	0.0	0.0	0.0	0.0	0.0
90°	0.0	0.0	0.0	0.0	0.0	0.0	0.0	0.0	0.0	0.0	0.0



REPORT NUMBER: P385718
 CATALOG NUMBER: GWC-SA1B-740-U-SLL-HSS

CANDELA DISTRIBUTION (continued):

	285°	295°	305°	315°	325°	335°	345°	355°	359°	360°
0°	1518.4	1518.4	1518.4	1518.4	1518.4	1518.4	1518.4	1518.4	1518.4	1518.4
2.5°	1337.9	1363.2	1398.8	1436.5	1494.6	1540.7	1585.9	1624.7	1639.7	1646.0
5°	1058.9	1096.0	1148.1	1215.0	1319.9	1414.2	1509.8	1606.1	1647.9	1658.4
7.5°	759.8	807.2	873.5	957.3	1080.2	1202.4	1335.9	1477.2	1542.0	1558.3
10°	562.4	620.3	696.2	784.5	901.8	1027.4	1173.0	1334.4	1408.4	1430.1
12.5°	399.0	477.3	578.9	686.3	787.9	900.1	1047.4	1225.3	1302.9	1326.3
15°	234.3	310.0	430.3	574.2	704.3	817.9	967.6	1169.3	1254.9	1278.5
17.5°	134.4	172.2	263.1	423.4	600.1	757.5	942.5	1183.3	1284.1	1305.9
20°	102.7	114.7	151.6	272.7	478.3	698.1	942.5	1262.2	1386.3	1418.5
22.5°	89.8	98.6	113.6	162.7	352.0	634.4	953.4	1376.2	1538.5	1574.1
25°	79.8	87.7	100.6	122.4	240.1	558.7	979.4	1516.3	1717.8	1763.9
27.5°	71.4	78.9	90.5	107.2	164.2	467.4	1014.3	1680.5	1915.5	1952.3
30°	63.9	71.0	81.5	93.3	126.7	363.8	1044.1	1835.3	2070.7	2110.4
32.5°	56.8	63.2	72.7	81.5	103.8	269.1	1047.4	1957.9	2199.6	2239.0
35°	50.2	56.0	64.5	71.4	86.0	212.5	997.4	2064.3	2328.4	2380.5
37.5°	43.7	49.3	56.8	62.0	75.7	173.2	921.1	2182.8	2493.7	2542.0
40°	37.7	42.7	50.4	53.8	71.6	133.1	838.1	2307.2	2655.8	2700.0
42.5°	32.2	36.9	44.4	51.0	62.8	99.5	748.5	2423.8	2801.6	2847.9
45°	26.8	31.7	39.2	54.0	52.1	74.4	652.6	2501.2	2916.7	2967.1
47.5°	21.7	27.2	37.5	51.5	41.6	54.7	576.7	2574.5	3004.0	3053.7
50°	17.4	22.9	42.2	45.9	34.1	41.8	545.0	2640.1	3061.2	3109.0
52.5°	14.2	19.3	39.9	35.2	28.5	34.5	562.2	2746.5	3114.2	3144.2
55°	11.8	15.2	24.0	24.4	24.2	29.4	583.4	2899.1	3251.2	3265.3
57.5°	10.3	12.2	16.7	18.9	20.4	26.2	583.8	3118.3	3463.2	3472.0
60°	8.8	10.7	13.9	15.2	17.6	23.4	562.6	3194.8	3546.6	3575.8
62.5°	7.7	9.4	11.6	12.6	14.8	21.0	512.8	3084.0	3432.1	3481.7
65°	6.9	8.6	9.6	10.7	13.1	18.9	430.9	2862.3	3242.2	3293.9
67.5°	6.0	7.5	8.6	9.6	11.8	16.7	317.3	2604.8	3024.1	3067.0
70°	5.4	6.6	7.7	8.6	10.3	14.2	192.5	2210.3	2722.7	2740.5
72.5°	5.1	6.0	7.1	7.7	9.0	12.4	97.6	1624.3	2176.6	2205.6
75°	4.5	5.4	6.4	6.9	7.9	10.7	39.7	1066.9	1577.4	1623.9
77.5°	3.6	4.9	5.8	6.2	6.9	8.8	20.2	681.8	1107.0	1137.0
80°	1.3	3.6	4.9	5.1	5.8	6.4	13.3	373.3	642.1	655.0
82.5°	0.0	2.4	3.9	3.6	4.1	4.9	8.6	177.5	423.9	428.6
85°	0.0	1.1	3.0	2.4	1.7	3.4	3.0	38.8	222.3	231.6
87.5°	0.0	0.0	0.2	1.1	0.9	1.3	0.4	0.2	20.2	25.5
90°	0.0	0.0	0.0	0.0	0.0	0.0	0.0	0.0	0.0	0.0

Signify Classified - Internal
Cooper Lighting Solutions Photometric Lab
1121 Highway 74 South
Peachtree City, GA 30269

Scaled Data Report



Report Generated By 670245982

Signify Classified - Internal
Cooper Lighting Solutions Photometric Lab
1121 Highway 74 South
Peachtree City, GA 30269

Scaled Data Report



Signify Classified - Internal
Cooper Lighting Solutions Photometric Lab
1121 Highway 74 South
Peachtree City, GA 30269

Scaled Data Report



Signify Classified - Internal
Cooper Lighting Solutions Photometric Lab
1121 Highway 74 South
Peachtree City, GA 30269

Scaled Data Report





--- HS — SS

Signify Classified - Internal
Cooper Lighting Solutions Photometric Lab
1121 Highway 74 South
Peachtree City, GA 30269

Scaled Data Report



u

Signify Classified - Internal
Cooper Lighting Solutions Photometric Lab
1121 Highway 74 South
Peachtree City, GA 30269

Scaled Data Report



Signify Classified - Internal
Cooper Lighting Solutions Photometric Lab
1121 Highway 74 South
Peachtree City, GA 30269

Scaled Data Report



Signify Classified - Internal
Cooper Lighting Solutions Photometric Lab
1121 Highway 74 South
Peachtree City, GA 30269

Scaled Data Report



Signify Classified - Internal
Cooper Lighting Solutions Photometric Lab
1121 Highway 74 South
Peachtree City, GA 30269

Scaled Data Report



(END OF REPORT)